



## DIRECT MOUNT

The direct mount systems uses a series of rails and clips to mount the panels directly to the substrate. Direct mount can be done on both ceilings and walls. Direct mount can be used with both resin edged and metal edged panels, depending on the desired finish and look being specified.

### **GUIDELINES:**

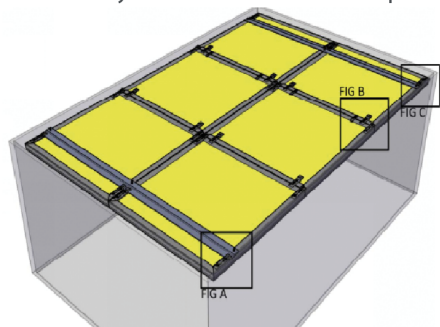
- A minimum of 1" of clearance from the backside of panels is required to properly engage the z-clip
- A minimum of 1" of clearance along the top of the panel required for wall mount
- Typically, an equal reveal along the perimeter is recommended for balanced look. Reveals can be concealed with a continuous wall mould
- Any item or fixture located in the ceiling must be independently supported (ie. Lights, diffusers, sprinklers). Panels are not structurally capable of supporting any weight
- Speakers and Air grilles are recommended to be visibly mounted at the face of the panel. Air movement along these areas can create premature soiling in the panels

### **FEATURES:**

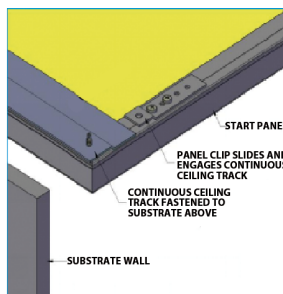
- Concealed Mounting System
- Z Clips are pre-installed to panels
- Panels slide into a continuous ceiling Z Track that are fastened and installed on site to a secure and stable substrate
- Custom shapes, curves, and design returns are easily incorporated into the system

### **MAINTENANCE**

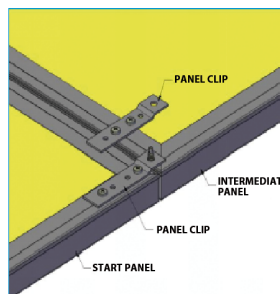
Contact Sky Acoustics for Direct Suspended maintenance instructions.



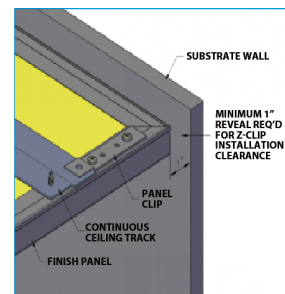
**FIG A: START PANEL**



**FIG B: INTERMEDIATE**



**FIG C: FINISH PANEL**



[www.sky-acoustics.com](http://www.sky-acoustics.com)

55 Bradwick Dr, Concord, ON L4K 1K5

Phone: (647) 477-2200

Email: [sales@sky-acoustics.com](mailto:sales@sky-acoustics.com)